

Machikado Museum Project



We will introduce a wide variety of cultural treasures of the Chuo City handed down for 400 years from the Edo Period

Chuo City is a historic city famous for its long history and traditions which has thrived as a center of Japanese cultures, commerce, industries and information. In spite of its small size, it is full of historically attractive sites and landmarks including "Nihonbashi"; a famous bridge which is a starting point of the Edo Five Highways, "Ginza"; a world's well-known shopping area, "Kabutocho"; Japan's Wall Street, "Tsukiji"; a center of Japanese food culture, "Tsukuda" and "Tsukishima"; rich waterfront areas. With these attractive sites, Chuo City has flourished from the Edo Period as a vibrant and dynamic community where people gather.

Over the past 400 years, Chuo City has cherished its history and traditions and various cultural treasures have been rooted from the Edo Period such as local festivals, long-established shops and other attractions.

To invite you to these attractive cultures of Chuo City, we have proceeded with "Machikado Museum Project" joined by 29 shops and museums and we have shown you a wide variety of the local cultural treasures. Each museum and shop has a unique way of displaying cultures and techniques such as showcases of traditional crafts in small and long-established shops, displays of history and manufacturing of Japanese companies and displays of "Mikoshi"-portable shrine for local festivals. You can take a look at the cultural treasures of Chuo City through these exhibitions. "Come and enjoy the small wonders of this fascinating Chuo City!"

No.1 Edo Broom Museum

The handmade broom works as an eco-friendly magical cleaner in the modern world



Exhibiting miniature samples of Edo-HOKI and KAKE-HOKI (hanged type bloom).

You could find the charm of HOKI, especially in its handmade nature.

Administrator: Shirokiya Nakamura Denbe Shoten Inc.
Address: 3-9-8 Kyobashi Chuo-ku, Tokyo Kyobashi Hakuden Bldg. 1F
Opening hours: 10:00-19:00 Monday-Saturday
(Closed on and the year-end through the New Year's Holidays)

Access:

-  One-minute-walk from Takaracho Station Exit A3
-  Two-minute-walk from Kyobashi Station Exit 2

No.2 Historical Museum of Buddhist Alters and Ritual Articles







Exquisite and sublime Buddhist Alter attracts you



Exhibiting the "Tokyo Buddhist Alter" made by a traditional craft person approved by Tokyo Metropolitan City together with the ritual articles and the drawing sheets of them.

Administrator: Yasuda Shokeido Inc.
Address: 7-14-3 Ginza Chuo-ku, Tokyo
Opening hours: 10:00-18:00
(Closed on the year-end through the New Year's Holidays)

Access:

-   Three-minute-walk from Higashiginza Station Exit 4
-    Eight-minute-walk from Ginza Station Exit A3
-  Four-minute-walk from Tsukiji shijo Station Exit A3

No.3 Watanabe Woodcut Museum








Japanese Woodcut, UKIYO to Contemporary Print Arts, are widely housed here



Lots exhibitions relating to Multi-coloured Edo-Woodcut with Japanese original technique. Brilliant pieces of work and the tools.

Administrator: S. Watanabe Color Print Co.
Address: 8-6-19 Ginza Chuo-ku, Tokyo
Opening hours: 11:00 - 18:30 Monday-Saturday
(until 17:00 on National Holidays)
(Closed on and the year-end through the New Year's Holidays)

Access:

-    Eight-minute-walk from Ginza Station Exit B3
-     Four-minute-walk from Shimbashi Station Exit 3

No.4 Gekkoso Art Supplies Museum








Exploring the 100-year history of art at cozy atmosphere



Exhibiting the group efforts of intellectuals, and the first purely domestic paint "Cobalt Blue"

Administrator: Gekkoso Co., Ltd.
Address: 8-7-2 Ginza Chuo-ku, Tokyo Eijyu Bldg. 1F,B1F
Opening hours: 11:00-18:00 Monday-Friday
10:00-17:00 Saturday-Monday, National Holidays
(Closed on the year-end through the New Year's Holidays)

Access:

-    Seven-minute-walk from Ginza Station Exit A1
-     Four-minute-walk from Shimbashi Station Exit 3

**No.5 GINZA KANAME-YA
- Accessories for KIMONO attire Museum**



Rare traditional accessories for KIMONO attire, which GINZA vintage shop is proud of



GINZA vintage shop has been supporting KIMONO culture through offering the accessories for KIMONO attire. A classic turtle shell hair accessories (KANZASHI) are showed here.

Administrator: Kanameya Shibata Inc.
Address: 8-7-18 Ginza Chuo-ku, Tokyo (Kenban-dori St. Kanameya Bldg. 1F)
Opening hours: 11:00 - 20:30 Monday-Friday /12:00 - 19:00 Saturday
(Closed on National Holidays and the year-end through the New Year's Holidays)

Access:

Five-minute-walk from Ginza Station Exit B3
 Three-minute-walk from Shimbashi Station Exit Ginzaguchi

No.7 Mizuno Printing Museum

Display the history of the Japanese printing technology which started here



One original leaf of the Gutenberg Bible, and any other existing oldest printing are exhibited.

Administrator: Mizunopritech Inc.
Address: 2-9-2 Irifune Chuo-ku, Tokyo Mizunopritech Inc. 6F
Opening hours: 10:00-12:00, 13:00-16:00 Monday-Friday
(Closed on National Holidays and the year-end through the New Year's Holidays)

You need to make a reservation in advance.

Access:

Five-minute-walk from Shintomicho Station Exit 5
 Five-minute-walk from Hatchobori Station Exit A2

No.9 Sketches of Noren (Traditional shop curtain) and Chochin(Paper lantern) Museum



Stylish and dynamic Logos



You may find the various categories of Japanese characters in Edo period and stylish hand writings through the exhibition.

Administrator: Tsutaya Shouten Co. Ltd.
Address: 6-5-5 Tsukiji, Chuo-ku, Tokyo
Opening hours: 7:30-18:00 Monday-Saturday
(Closed on National Holidays and the year-end through the New Year's Holiday and Market closed days)

Access:

Five-minute-walk from Tsukiji Station Exit 1
 Ten-minute-walk from Tsukiji shijo Station Exit A1

No.6 Tabi (Japanese traditional toe socks) Museum



Japanese sense of beauty starts from feet



The historical changes on TABI loved by KABUKI & KYOGEN, and Shinto Shrines are exhibited.
The wooden shop building in the late 19c. is also worth seeing.

Administrator: Oonoyasohonten Ltd.
Address: 2-2-1 Shintomi, Chuo-ku, Tokyo
Opening hours: 9:00-17:00 Monday-Friday
(Closed on National Holidays and the year-end through New Year's Holidays)

Access:

One-minute-walk from Shintomicho Station Exit 2

No.8 Shochiku Otani Library



The treasure-house of materials on Theaters and Movies



Closed shelf library housing over 45million items, including scripts, books and programs relating to KABUKI, theatrical performances, movies, Japanese dances and TV.

Administrator: Public Utility Foundation Shouchiku Otani Library
Address: 1-13-1 Tsukiji, Chuo-ku, Tokyo Ginza Shochiku Square 3rd Floor
Opening hours: 10:00-17:00 Monday-Friday (Closed on National Holidays, the year-end through the New Year's Holidays and the last Thursday of each month, May 1st, Nov. 22nd, Summer sorting period)

Access:

Three-minute-walk from Higashi-ginza Station Exit 5
 Eight-minute-walk from Shintomicho Station Exit 1

No.10 Toothpick (toothpicks and Kuromoji pick for Japanese sweets)Museum



Microcosm of the chic Edo period life style



Delicate technique symbolizing Japanese craftsmanship could be captured this toothpick museum. Toothpicks are just toothpicks, but please sense Japanese mind in them.

Administrator: Nihonbashi Saruya Inc.
Address: 1-12-5 Nihonbashi-Muromachi, Chuo-ku, Tokyo
Opening hours: 10:00-17:00 Monday-Friday / 12:00-17:00 Saturday
(Closed on National Holidays)

Access:

Five-minute-walk from Mitukoshimae Station Exit A1

No.11 Daiichi Sankyo KUSURI (Medicine) Museum



Get to know the world of "Medicines"



This museum is committed to providing an interactive experience through a wealth of hands-on activities and engaging exhibits.

Administrator: Daichi Sankyo Inc.
Address: 3-5-1 Nihonbashi-Honcho, Chuo-ku, Tokyo
Opening hours: 10:00-17:30 Tuesday-Sunday, National Holidays, substitute public holidays
(Closed on the year-end through the New Year's Holidays)

You need to make a reservation in advance.

Access:

JR One-minute-walk from JR Shin-Nihombashi Station Exit 5

G Z Two-minute-walk from Mitukoshimae Station Exit A10

No.13 Ibasen Ukiyo-e Museum



Wide range of artworks covering Ukiyo-e to Modern arts



Fine arts including famous UKIYO E painters' works are exhibiting on monthly rotating basis.

Administrator: Ibasen Co., Ltd
Address: 4-1 Nihonbashi-Kobunacho, Chuo-ku, Tokyo
Opening hours: 8:00-20:00 Open daily
(Shop opening hours: 11:00-17:00/Monday-Saturday / 11:00-18:00 Summer Only)
(Closed on the year-end through the New Year's Holidays)

Access:

JR Five-minute-walk from JR Shin-Nihombashi Station Exit 5

G Z Six-minute-walk from Mitsukoshimae Station Exit A6

No.15 The Collection of Edo-ya on Natural-Fiber Handmade Brushes Museum



A craftsmanship lasting from the Edo period



You may find lots varieties of materials for brushes. This historical shop exhibits lots samples and the old order record book.

Administrator: Edoya Inc.
Address: 2-16 Nihonbashi-Odenmachi, Chuo-ku, Tokyo
Opening hours: 9:00-17:00 Monday-Friday
(Closed on National Holidays and the year-end through the New Year's Holidays)

Access:

H Five-minute-walk from Kodemmacho Station Exit 3

JR Ten-minute-walk from JR Shin-Nihombashi Station Exit 5

No.12 Ozu Museum (traditional Japanese paper)



Exhibition of the history of the Japanese "Paper Trade"



Ancient documents, the tools, pictures and photos show the history of this established paper merchant "OZU WASHI (Japanese traditional paper)" from its start and changes through generations.

Administrator: Ozu Shoten Inc.
Address: 3-6-2 Nihonbashihoncho, Chuo-ku, Tokyo Ozu Honkan Bldg.
Opening hours: 10:00-18:00 Monday-Saturday
(Closed on the year-end through the New Year's Holidays)

Access:

JR Two-minute-walk from JR Shin-Nihombashi Station Exit 5

H Five-minute-walk from Kodemmacho Station Exit 3

G Z Seven-minute-walk from Mitsukoshimae Station Exit A5

No.14 Kodenmachi Prison and Execution Ground

Have a glimpse of the Edo period "torture chamber"



You could overview a small model prison at the museum where the real prison actually located.

Administrator: Kodenmachi Ichinobu Chokai
Address: 5-19 Nihonbashi-Kodenmachi, Chuo-ku, Tokyo Jisshi Square Annex
Inside Jisshi Square Annex
Opening hours: 9:00-20:00
(Closed on the year-end through the New Year's Holidays)

Access:

H Three-minute-walk from Kodemmacho Station Exit 4

No.16 ICHIMASU TAGEN KIMONO Museum



Tracing the history of a successful merchant



The successful merchant started his career from a cheap-jack. Detailed records and his tools are exhibited tracing his unique way of marketing.

Administrator: Tagen Inc.
Address: 2-3-8 Nihonbashi-Horidomecho, Chuo-ku, Tokyo Tagen Bldg.
Opening hours: 10:00-17:30 Open daily
(Closed on the year-end through the New Year's Holidays)
※Note: May be closed due to special circumstances

Access:

H Three-minute-walk from Kodemmacho Station Exit 3

A H Five-minute-walk from Ningyocho Station A4

No.17 Ryukobo Edo Tokyo Kumihimo Experience-Based Museum



Experience of making braids at the atelier “Tradition” co-exist with “Progress”



You could experience making KUMIHIMO in the atelier of the vintage shop. The high-quality products are loved by the imperial family and Kabuki actors.

Administrator: Ryukobo Inc.

Address: 4-11 Nihonbashi-Tomizawacho, Chuo-ku, Tokyo

Opening hours: 11:00-16:00 Monday-Friday

(Closed on National Holidays and the year-end through the New Year's Holidays)

Experience booking required. Just visiting booking not required.

Access:

A **H** Two-minute-walk from Ningyocho Station Exit A4

S Seven-minute-walk from Hamacho Station Exit A1

No.18 TSUDURA Museum – Traditional Basket Box with a lid



Touch of the charm of a TSUDURA and the craftsmanship



The only one TSUDURA shop in Tokyo. You could feel the very traditional craftsmanship handed over generations.

Administrator: Iwai Shoten Ltd.

Address: 2-10-1 Nihonbashi-Ningyocho, Chuo-ku, Tokyo

Opening hours: 10:00-17:00 Monday-Saturday

(Closed on the year-end through the New Year's Holidays)

Access:

A **H** Three-minute-walk from Ningyocho Station Exit A3

No.19 Sankatsu Yukata (informal cotton kimono) Museum



Delicately designed authentic Yukata



YUKATAs in several generations and works of human national treasures are showcased.

Administrator: Sankatsu Inc.

Address: 3-4-7 Nihonbashi-Ningyocho, Chuo-ku, Tokyo

Opening hours: 14:00-16:00 Monday, Tuesday, Thursday-Saturday

(Closed on the year-end through the New Year's Holidays)

You need to make a reservation at least one week in advance.

Please do not exceed the one-hour time limit for the observation tour.

Access:

A **H** Two-minute-walk from Ningyocho Station Exit A5

No.20 Hakozakicho Hakoyon Chokai Mikoshi ko -Portable Shrine Storehouse

"Mikoshi" elaborately designed by Asako Shukei



Enjoy MIKOSHIs by famous Mikoshi creator, ASAKO SYUKEI. Also enjoy the festival photos and the old local map in the office of towners' association near by.

Administrator: Hakozakicho Hakoyon Chokai

Address: 26-1Nihonbashi-Hakozakicho, Chuo-ku, Tokyo

Opening hours: 8:00-18:00 All through the year

Access:

Z Two-minute-walk from Suitengumae Station Exit 2

No.21 Dyehouse "Tora no Ori" – The Tiger in the Cage



Display of dyed goods— stylish culture lasting from the Edo period



Dyed goods, such as Kimono short courts, store short curtains and wash cloths, and the dying tools are showcased. The reason why this shop is called “The Tiger in the Cage” may be answered by the staff.

Administrator: Takatora Shouten Ltd.

Address: 2-45-6 Nihonbashi-Hamacho, Chuo-ku, Tokyo

Opening hours: 9:00-18:00 Monday-Saturday (until 17:00 on Saturdays)

(Closed on National Holidays and the year-end through the New Year's Holidays)

Access:

S One-minute-walk from Hamacho Station Exit A2

No.22 Edo Folding Screens and Fusuma Exhibition



Traditional crafts requiring artistic sense and craftsmanship



Flamed works in Edo Period, KAKEJIKU, BYOBU and flames are displayed with the tools.

Administrator: Kyoshindo Inazaki

Address: 2-48-7 Nihonbashi-Hamacho, Chuo-ku, Tokyo

Opening hours: 9:00-18:00 Monday-Saturday

(Closed on National Holidays and the year-end through the New Year's Holidays)

Access:

S One-minute-walk from Hamacho Station Exit A2

No.23 Mitsubishi Warehouse • Edobashi History Gallery

The history of the waterfront city and its architecture



Historical building “NIHONBASI DAIYA BUILDING” is worth seeing. The history of the storage and the city area are showcased through the panels.

Administrator: Mitsubishi Warehouse Inc.
Address: 1-19-1 Nihonbashi, Chuo-ku, Tokyo
Opening hours: 7:30 - 19:30 Monday-Friday / 7:30 - 13:30 Saturday
(Closed on National Holidays and the year-end through the New Year's Holidays)

Access:

- A** Three-minute-walk from Nihombashi Station D2
- G T** Four-minute-walk from Nihombashi Station D4
- G Z** Five-minute-walk from Mitsukoshimae Station B6
- JR** Fifteen-minute-walk from JR Tokyo Station Yaesu Chuo Exit

No.25 Kabutocho • Kayabacho Machikado Museum

Nostalgia of the local history and culture



Local MIKOSHIs, floats and ritual tools jazzing up one of the biggest festival in Tokyo are showcased. You may check very rare artifact relating to the town firefighters in old days.

Administrator: Nihonbashi Shichinobu Rengo Chokai
Address: 15-3 Nihonbashi-Kabutocho, Chuo-ku, Tokyo
Inside Sakamotocho Park
Open hours: 8:30 - 20:00 all through the year

Access:

- H T** Two-minute-walk from Kayabacho Station Exit 12

No.27 Ishikawajima Museum

Display of records on the detailed history of Ishikawajima



IHI established this museum where the history of the company was explained through panels and the diorama.

Administrator: IHI Inc.
Address: 1-11-8 Tsukuda, Chuo-ku, Tokyo Pier West Square 1st Floor
Opening hours: 10:00-12:00/13:00-17:00 Wednesday • Saturday
(last entry 16:30)
(Closed on the year-end through the New Year's Holidays)

Access:

- Y E** Six-minute-walk from Tsukishima Station Exit 6

No.24 Shu-gyoku Bunko Gallery



Elegant paper culture preserved by "Haibara"



Exhibitions, such as original paintings, prints, draft pictures, blocks and Japanese figured paper, are rotated on monthly basis.

Administrator: Haibara Co., Ltd
Address: 2-7-1 Nihonbashi, Chuo-ku, Tokyo Tokyo Nihonbashi Tower
Opening hours: 10:00-18:30 all through the year
(until 17:30 on Saturdays and Sundays)
(Closed on National Holidays, the year-end through the New Year's Holidays and Bon Festival Holidays)

Access:

- G T** One-minute-walk from Nihombashi Station Exit B6

No.26 Tsukuda Machikado Museum

The biggest "Mikoshi-portable shrine" within Tokyo and the legendary wooden Dragon Dun's Heads



The biggest MIKOSHI in Tokyo, historical SHISHIGASIRA, old maps and nostalgic photos are exhibited.

Administrator: Tsukuda Itchome Chokai
Address: 1-2-10 Saki, Tsukuda, Chuo-ku, Tokyo
Opening hours: 24hours, year-round

Access:

- Y E** Five-minute-walk from Tsukishima Station Exit 6

No.28 Kachidoki • Toyomi Historical Archive Museum

Very proud traditional craftsman's technique and history of Mikoshi



Various sized MIKOSHI and floats made by famous MIKOSHI creator and MATOI are showcased.

Administrator: Kachidoki • Toyomi Rengo Chokai
Address: 1-9-8 Kachidoki, Chuo-ku, Tokyo
Inside Tsukishima 2nd Children's Park
Opening hours: 10:00-16:00 the 2nd Saturday and Sunday of every month

Access:

- E** One-minute-walk from Kachidoki Station Exit A4a

No.29 Harumi Community Museum


Relax and feel at home at Harumi Community Museum and Park (new symbol of the town with its own history)



Newly made big and small MIKOSHIs and TAIKO (Japanese drum)
Historical data and photos of the area are also showcased.

Administrator: Harumi Community Association
Address: 2-4 Harumi, Chuo-ku, Tokyo Inside Harumi Seaside Park
Opening hours: 24 hours, year-round

Access:

 Ten-minute-walk from Kachidoki Station Exit A2a

Symbol

-  Tokyo Metro Hibiya Line
 -  Tokyo Metro Yurakucho Line
 -  Tokyo Metro Hanzomon Line
 -  Tokyo Metro Ginza Line
 -  Tokyo Metro Tozai Line
 -  Tokyo Metro Marunouchi Line
 -  Toei Subway Oedo Line
 -  Toei Subway Asakusa Line
 -  Toei Subway Shinjuku Line
 -  Yurikamome Line
-  Shopping